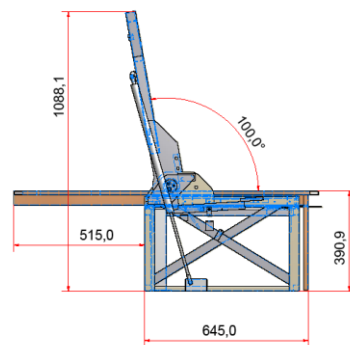
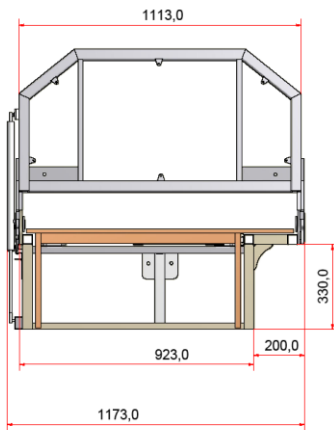


T5ten Seat Frame

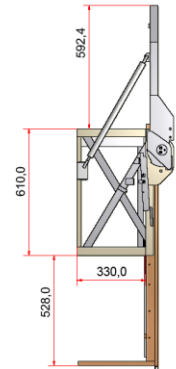
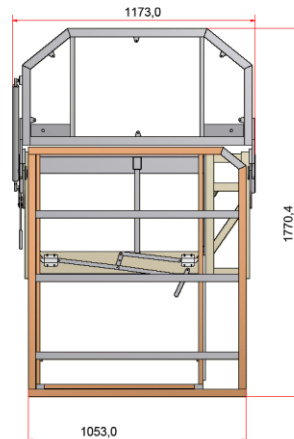
The T5ten seat frame is a twin seat that folds down to create a double bed. It is designed to accommodate a three point seat belt system and has been pull tested to prove its strength and compliance with 76/115/EEC as amended by 2005/41/EC for M1 loading when mounted on a rigid steel frame (cert no MMU1488D). Easy to operate, it is made from mild steel and has an attractive, durable powder coated finish.

The seat has been designed specifically with VW T5 conversions in mind, but could easily be used in other vehicles requiring an approved, twin rear seat that folds down into a double bed.

Key Dimensions (in mm):




Seat Configuration



Bed Configuration

Other Key Features:

Positive lock gas spring allows an infinite number of recline positions



Front section of seat can lift using the optional bracket shown above to allow access into storage area

Plenty of storage space under rear of the seat



Seat belt reels mounted to back plates

Seat belt tails bolted to plate at the back of base and feed through seat cushions



Laid flat and extended to make a 5'10" long double bed

For availability or to place an order call 01934 751242 or email office@frocesterengineering.co.uk